

Custom Order Form

Company Name: _____ Date: _____

Client Name / Number: _____ Quantity: (circle one) 1 2 3 4

Amount of deposit: \$ _____ Check #: _____


Regular Order (Approximately within 6 weeks)
Delivery time starts from the day we receive your order, to the day we are ready to ship your unit.


Step 1 HAIRSTYLE


[Freestyle] [Pompadour] [-----Natural Part-----] [-----Closed Part-----]


Freestyle:
Hair is vented
360 with no
definite crown


Freestyle



 Comback



 Center


 Right


 Left



 Center



 Right

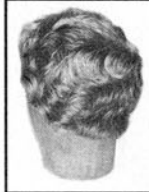

 Left

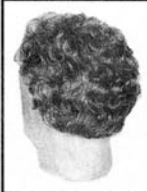
Volume: Flat Normal


Step 2 WAVE / CURL


Body Wave


Slight Wave


Med Wave


Tight Wave


Med Curl

Wave / Curl	front	top	temple	sides	crown	back
Body Wave						
Slight Wave						
Med Wave						
Tight Wave						
Med Curl						
Other:						

Step 3 TYPE OF HAIR

BASE COLOR

Human _____ %
 Synthetic _____ %

topz is available in Human (White - Human/Yak) Hair only.

GRAY / WHITE HAIR

Yak (Human White) Synthetic

Step 4 / 5 HAIR LENGTH / DENSITY

HAIR LENGTH	front	top	temple	sides	crown	back
Short (3-3½ in.)						
Medium (4-4½ in.)						
Long (5-5½ in.)						
Extra Long (6-7 in.)						
Other:						

HAIR DENSITY	front	top	temple	sides	crown	back
Light (400)						
Med Light (500)						
Med A (600)						
Med B (700)						
Med Heavy (800)						
Heavy (900-1000)						

* Extra charge for long length hair over 7 in. (Please refer to price list.)

Step 6 SIZE INFORMATION

Template enclosed Plaster Mold enclosed
 Specify unit Size: Ear to ear _____ in. Front to Back _____ in.

Custom Order Form

Step 7 BASE DESIGN AND MATERIAL

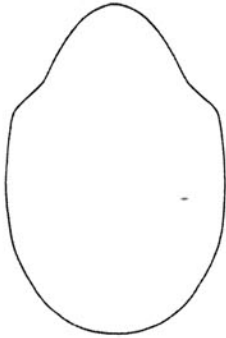
Please choose the base design you would like:

- | | |
|--|--|
| <input type="checkbox"/> TOPZ - No Knots Hair System | <input type="checkbox"/> Encore (1E) |
| <input type="checkbox"/> Hollywood | <input type="checkbox"/> Starbiz (23A / 23B) |
| <input type="checkbox"/> w/ Star Front (14A) | <input type="checkbox"/> Broadway |
| <input type="checkbox"/> w/o Star Front (14) | <input type="checkbox"/> Prime Time |
| <input type="checkbox"/> Detachable Front (13 / 13A) | <input type="checkbox"/> Chicago (6) |
| <input type="checkbox"/> 1 extra front | or |
| <input type="checkbox"/> 2 extra fronts | Base Design #: _____ |

- Base Material:
- | | |
|--|---|
| <input type="checkbox"/> Fine Mono | <input type="checkbox"/> Fine Welded Mono |
| <input type="checkbox"/> Silk Mono | <input type="checkbox"/> Welded Mono |
| <input type="checkbox"/> Super Fine Mono | <input type="checkbox"/> Double Welded Mono |
| <input type="checkbox"/> Studio Lace | <input type="checkbox"/> Thin P/U |
| | <input type="checkbox"/> Medium P/U |
| | <input type="checkbox"/> Thick P/U |


Step 8 TAPE PATCH MATERIAL (Skip this step if ordering TOPZ.)

PU - clear polyurethane material. Coated PU - Net or mono coated material with clear polyurethane.



PATCH MATERIAL	PATCH SIZE		
	PU	Coated PU	Ribbon
Front			
Sides			
Back			

PATCH SIZE	Per Mark	PATCH THICKNESS:					
		1 1/2"	1 1/4"	1"	3/4"	1/2"	1/4"
Front							
Sides							
Back							

- HAIR CLIP:  Comb Size: Small Medium Large
 Number of Clips: (circle one) 1 2 3 4 5

* Please indicate the position on the diagram provided. Draw any extra tape tabs on diagram, on template or on mold.

Step 9 UNDER VENTILATION (Skip this step if ordering TOPZ, no front underventilation on lace front hairpiece.)

UNDER VENTILATION	DENSITY
<input type="checkbox"/> Front Temple to Temple	<input type="checkbox"/> Light <input type="checkbox"/> Med Light <input type="checkbox"/> Medium <input type="checkbox"/> Heavy
<input type="checkbox"/> Back Temple to Temple	<input type="checkbox"/> Light <input type="checkbox"/> Med Light <input type="checkbox"/> Medium <input type="checkbox"/> Heavy

Step 10 HAIR COLOR

* Please send us hair samples large enough for a good color match.

HAIR COLOR SAMPLE

FOR ENTIRE UNIT
 FRONT / TOP / CROWN

Tape Hair Sample Here: _____

or color #: _____

Indicate Total % of Gray: _____ %
 or Add Gray: _____ %

If the client's hair color needs more hi-lite, please indicate below:

HI-LITE
 Tape Hair Sample Here: _____ or color #: _____

Total
 Additional

FRONT	%
TOP	%
TEMPLE	%
SIDES	%
CROWN	%
BACK	%

TEMPLE
Tape Hair Sample Here: _____

or color #: _____

Indicate Total % of Gray: _____ %
 or Add Gray: _____ %

SIDE
Tape Hair Sample Here: _____

or color #: _____

Indicate Total % of Gray: _____ %
 or Add Gray: _____ %

BACK
Tape Hair Sample Here: _____

or color #: _____

Indicate Total % of Gray: _____ %
 or Add Gray: _____ %

SPECIAL INSTRUCTIONS Please include any further details and/or instructions in this space.

BASE DESIGN REFERENCE

<p>Design 1T Any Hairstyle</p> <p>Breathable Micro Holes TOPZ - No Knots</p>	<p>Design 14A Part or Comb Back</p> <p>Lace Lace & Fine Welded Tape Pad PU or NPU</p>	<p>Design 14 Part or Comb Back</p> <p>Lace Lace & Fine Welded Tape Pad PU or PU Coating</p>	<p>Design 13 Part or Comb Back</p> <p>Lace Lace and Fine Welded Mono PU or PU Coating</p>
<p>Design 13A Comb Back</p> <p>Lace PU or NPU</p>	<p>Design 15 Part</p> <p>Lace Lace & Fine Welded Tape Pad Lace Part PU or PU Coating</p>	<p>Design 1E Part or Comb Back</p> <p>Studio Lace Skin Finger Thin Skin Polymer with re-inforcement Pure Skin Polymer</p>	<p>Design 23A Part</p> <p>Fine Welded Mono #4 Scallop Thin PU Coating #1 Net and Fine Welded PU or NPU</p>
<p>Design 23B Comb Back</p> <p>Fine Welded Mono #4 Scallop Thin PU Coating #7 Net</p>	<p>Design 6 Part or Comb Back</p> <p>1/4" PU NPU Coating</p>	<p>Design 8 Part or Comb Back</p> <p>PU Coating (all around)</p>	<p>Design 1a Part or Comb Back</p> <p>Lace or Fine Welded Mono All PU Base</p>
<p>Design 2 Part or Comb Back</p> <p>PU All Around</p>	<p>Design 2a Part or Comb Back</p> <p>Lace PU All Around</p>	<p>Design 3 Part</p> <p>PU Part PU All Around</p>	<p>Design 4 Part or Comb Back</p> <p>PU All Around</p>
<p>Design 11 Part or Comb Back</p> <p>Folded Lace Front PU or NPU</p>	<p>Design 17 Part or Comb Back</p> <p>Lace Welded Mono or Fine Welded Mono PU or PU Coating</p>	<p>Design 18 Part or Comb Back</p> <p>Lace Lace & Fine Welded Tape Pad Welded Mono or Fine Welded Mono PU or PU Coating</p>	<p>Design 19c Comb Back</p> <p>Lace Front Lace Front & Fine Welded Mono Fine Welded Mono Double Fine Welded Mono</p>